


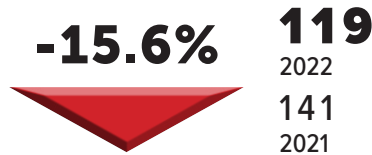
**FEBRUARY 2022 VS. FEBRUARY 2021** YEAR-TO-DATE SUMMARY

Single Family Homes 

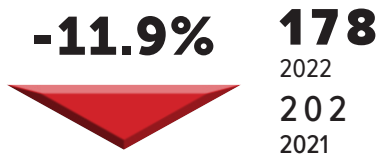
**MEDIAN SALES PRICE**




**DAYS ON THE MARKET**



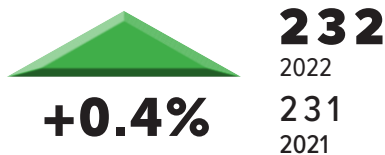
**CLOSED SALES**



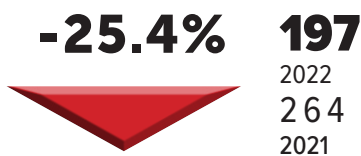
**SALES VOLUME**



**NEW LISTINGS**

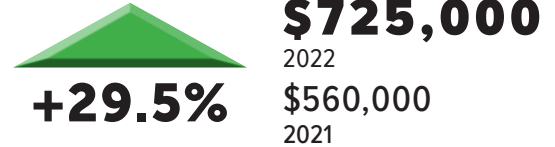


**PENDING SALES**




Condominium 

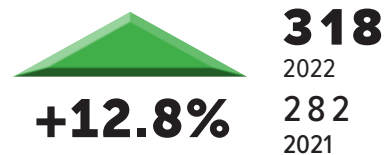
**MEDIAN SALES PRICE**



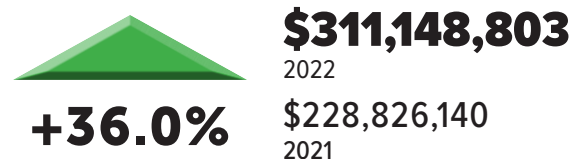
**DAYS ON THE MARKET**



**CLOSED SALES**



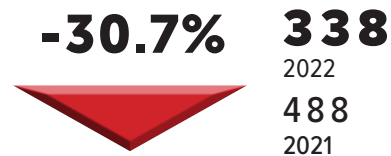
**SALES VOLUME**



**NEW LISTINGS**



**PENDING SALES**



Darnell Hookano



Paula Arakawa



Lynette Aipa



Kyoko Wills



Robyn Delapinia



Dahlia Buffington



Dawn DeRego



MELISSA SALVADOR  
Account Executive  
MSalvador@ortc.com  
(808) 205-1273



\*All information taken from Realtors Association of Maui. MLS Sales Data information shown herein, while not guaranteed, is derived from sources deemed reliable. Old Republic Title is providing this information as a free customer service and makes no warranties or representations as to its accuracy.

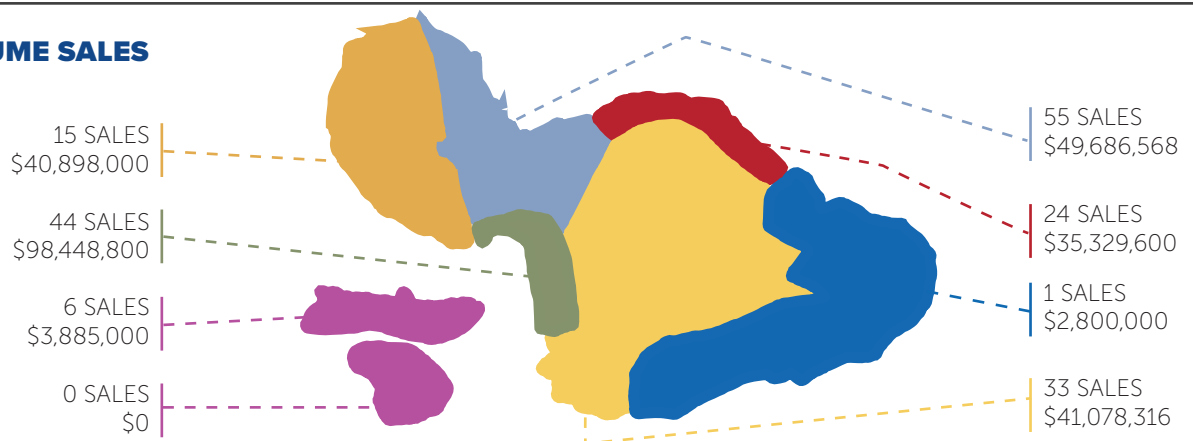
YEAR-TO-DATE DETAILS BY REGION  
**FEBRUARY 2022**

## Single Family Homes



	CLOSED SALES			MEDIAN SALES PRICE			SALES VOLUME		
	Sales 2022	Sales 2021	Percent Change	Median 2022	Median 2021	Percent Change	Volume 2022	Volume 2021	Percent Change
<b>CENTRAL</b>									
Kahakuloa	--	--	--	--	--	--	--	--	--
Kahului	21	15	40.0% ▲	\$875,000	\$713,000	22.7% ▲	\$18,786,000	\$11,073,000	69.7% ▲
Wailuku	34	30	13.3% ▲	\$874,325	\$798,540	9.5% ▲	\$30,900,568	\$24,376,470	26.8% ▲
<b>NORTH SHORE</b>									
Haiku	20	16	25.0% ▲	\$1,462,500	\$1,065,000	37.3% ▲	\$28,189,600	\$18,538,000	52.1% ▲
Sprecklesville/Paia/Kuau	4	7	-42.9% ▼	\$955,000	\$1,900,000	-49.7% ▼	\$7,140,000	\$21,120,000	-66.2% ▼
<b>EAST MAUI</b>									
Hana	1	2	-50.0% ▼	\$2,800,000	\$975,000	187.2% ▲	\$2,800,000	\$1,950,000	43.6% ▲
Kaupo	--	--	--	--	--	--	--	--	--
Keanae	--	--	--	--	--	--	--	--	--
Kipahulu	--	--	--	--	--	--	--	--	--
Nahiku	--	--	--	--	--	--	--	--	--
<b>UPCOUNTRY</b>									
Kula/Ulupalakua/Kanaio	6	10	-40.0% ▼	\$1,716,000	\$1,134,000	51.3% ▲	\$12,462,000	\$11,784,000	5.8% ▲
Makawao/Olinda/Haliimaile	20	8	150.0% ▲	\$865,000	\$715,000	21.0% ▲	\$21,036,316	\$5,326,500	294.9% ▲
Pukalani	7	10	-30.0% ▼	\$850,000	\$876,500	-3.0% ▼	\$7,580,000	\$9,521,000	-20.4% ▼
<b>SOUTH MAUI</b>									
Kihei	32	37	-13.5% ▼	\$1,225,000	\$920,000	33.2% ▲	\$45,200,000	\$41,181,500	9.8% ▲
Maalaea	--	--	--	--	--	--	--	--	--
Maui Meadows	5	4	25.0% ▲	\$1,995,000	\$1,232,500	61.9% ▲	\$10,188,800	\$4,670,000	118.2% ▲
Wailea/Makena	7	12	-41.7% ▼	\$3,295,000	\$4,036,000	-18.4% ▼	\$43,060,000	\$66,078,500	-34.8% ▼
<b>WEST MAUI</b>									
Kaanapali	3	12	-75.0% ▼	\$2,600,000	\$2,418,750	7.5% ▲	\$8,000,000	\$45,499,500	-82.4% ▼
Kapalua	2	4	-50.0% ▼	\$4,087,500	\$2,625,000	55.7% ▲	\$8,175,000	\$10,012,500	-18.4% ▼
Lahaina	6	10	-40.0% ▼	\$2,430,000	\$2,733,500	-11.1% ▼	\$15,110,000	\$29,348,000	-48.5% ▼
Napili/Kahana/Honokowai	4	11	-63.6% ▼	\$1,557,000	\$977,000	59.4% ▲	\$9,613,000	\$17,272,500	-44.3% ▼
Olowalu	--	2	-100.0% ▼	--	\$6,800,000	--	--	\$13,600,000	-100.0% ▼
<b>LANAI &amp; MOLOKAI</b>									
Lanai	--	2	-100.0% ▼	--	\$607,000	--	--	\$1,214,000	-100.0% ▼
Molokai	6	10	-40.0% ▼	\$584,500	\$352,500	65.8% ▲	\$3,885,000	\$4,030,000	-3.6% ▼

**TOTAL UNIT & VOLUME SALES**  
By Region



\*All information taken from Realtors Association of Maui. MLS Sales Data information shown herein, while not guaranteed, is derived from sources deemed reliable. Old Republic Title is providing this information as a free customer service and makes no warranties or representations as to its accuracy.

YEAR-TO-DATE DETAILS BY REGION

## FEBRUARY 2022

### Condominiums



	CLOSED SALES			MEDIAN SALES PRICE			SALES VOLUME		
	Sales 2022	Sales 2021	Percent Change	Median 2022	Median 2021	Percent Change	Volume 2022	Volume 2021	Percent Change
<b>CENTRAL</b>									
Kahakuloa	--	--	--	--	--	--	--	--	--
Kahului	11	4	175.0% ▲	\$171,000	\$251,500	-32.0% ▼	\$1,930,600	\$1,020,000	89.3% ▲
Wailuku	18	18	0.0% =	\$506,000	\$488,750	3.5% ▲	\$9,924,500	\$8,730,990	13.7% ▲
<b>NORTH SHORE</b>									
Haiku	--	--	--	--	--	--	--	--	--
Sprecklesville/Paia/Kuau	1	--	--	\$570,000	--	--	\$570,000	--	--
<b>EAST MAUI</b>									
Hana	2	--	--	\$680,000	--	--	\$1,360,000	--	--
Kaupo	--	--	--	--	--	--	--	--	--
Keanae	--	--	--	--	--	--	--	--	--
Kipahulu	--	--	--	--	--	--	--	--	--
Nahiku	--	--	--	--	--	--	--	--	--
<b>UPCOUNTRY</b>									
Kula/Ulupalakua/Kanaio	--	--	--	--	--	--	--	--	--
Makawao/Olinda/Haliimaile	--	--	--	--	--	--	--	--	--
Pukalani	--	2	-100.0% ▼	--	\$665,000	--	--	\$1,330,000	-100.0% ▼
<b>SOUTH MAUI</b>									
Kihei	114	93	22.6% ▲	\$660,000	\$500,000	32.0% ▲	\$84,249,804	\$54,155,250	55.6% ▲
Maalaea	9	7	28.6% ▲	\$500,000	\$457,500	9.3% ▲	\$5,710,000	\$3,042,400	87.7% ▲
Maui Meadows	--	--	--	--	--	--	--	--	--
Wailea/Makena	23	29	-20.7% ▼	\$1,527,500	\$1,325,000	15.3% ▲	\$43,398,500	\$49,049,500	-11.5% ▼
<b>WEST MAUI</b>									
Honokohau	--	--	--	--	--	--	--	--	--
Kaanapali	29	27	7.4% ▲	\$1,300,000	\$812,000	60.1% ▲	\$45,854,000	\$29,143,000	57.3% ▲
Kapalua	13	15	-13.3% ▼	\$2,300,000	\$1,140,000	101.8% ▲	\$39,524,000	\$29,110,000	35.8% ▲
Lahaina	11	41	-73.2% ▼	\$766,000	\$556,990	37.5% ▲	\$12,917,499	\$29,252,435	-55.8% ▼
Napili/Kahana/Honokowai	77	40	92.5% ▲	\$655,000	\$485,000	35.1% ▲	\$62,272,900	\$22,807,145	173.0% ▲
Olowalu	--	--	--	--	--	--	--	--	--
<b>LANAI &amp; MOLOKAI</b>									
Lanai	1	--	--	\$1,600,000	--	--	\$1,600,000	--	--
Molokai	9	6	50.0% ▲	\$240,000	\$182,500	31.5% ▲	\$1,837,000	\$1,185,420	55.0% ▲

### TOTAL UNIT & VOLUME SALES

#### By Region



\*All information taken from Realtors Association of Maui. MLS Sales Data information shown herein, while not guaranteed, is derived from sources deemed reliable. Old Republic Title is providing this information as a free customer service and makes no warranties or representations as to its accuracy.

YEAR-TO-DATE DETAILS BY REGION  
**FEBRUARY 2022**

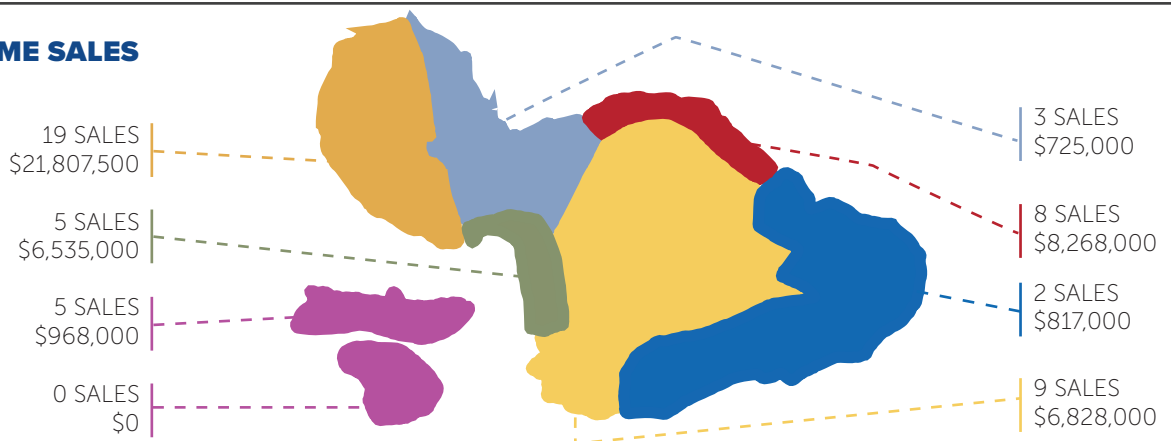
## Vacant Land



	CLOSED SALES			MEDIAN SALES PRICE			SALES VOLUME		
	Sales 2022	Sales 2021	Percent Change	Median 2022	Median 2021	Percent Change	Volume 2022	Volume 2021	Percent Change
<b>CENTRAL</b>									
Kahakuloa	--	1	-100.0% ▼	--	\$260,000	--	--	\$260,000	-100.0% ▼
Kahului	--	--	--	--	--	--	--	--	--
Wailuku	3	6	-50.0% ▼	\$225,000	\$490,000	-54.1% ▼	\$725,000	\$2,999,500	-75.8% ▼
<b>NORTH SHORE</b>									
Haiku	8	4	100.0% ▲	\$949,000	\$645,000	47.1% ▲	\$8,268,000	\$3,320,000	149.0% ▲
Spreecklesville/Paia/Kuau	--	--	--	--	--	--	--	--	--
<b>EAST MAUI</b>									
Hana	1	3	-66.7% ▼	\$500,000	\$550,000	-9.1% ▼	\$500,000	\$1,541,000	-67.6% ▼
Kaupo	1	--	--	\$317,000	--	--	\$317,000	--	--
Keanae	--	--	--	--	--	--	--	--	--
Kipahulu	--	--	--	--	--	--	--	--	--
Nahiku	--	1	-100.0% ▼	--	\$400,000	--	--	\$400,000	-100.0% ▼
<b>UPCOUNTRY</b>									
Kula/Ulupalakua/Kanaio	6	6	0.0% =	\$859,500	\$965,000	-10.9% ▼	\$5,104,000	\$5,083,000	0.4% ▲
Makawao/Olinda/Haliimaile	2	5	-60.0% ▼	\$636,000	\$750,000	-15.2% ▼	\$1,272,000	\$4,255,000	-70.1% ▼
Pukalani	1	4	-75.0% ▼	\$452,000	\$422,500	7.0% ▲	\$452,000	\$1,820,000	-75.2% ▼
<b>SOUTH MAUI</b>									
Kihei	4	1	300.0% ▲	\$1,350,000	\$657,500	105.3% ▲	\$5,560,000	\$657,500	745.6% ▲
Maalaea	--	--	--	--	--	--	--	--	--
Maui Meadows	--	--	--	--	--	--	--	--	--
Wailea/Makena	1	1	0.0% =	\$975,000	\$2,800,000	-65.2% ▼	\$975,000	\$2,800,000	-65.2% ▼
<b>WEST MAUI</b>									
Honokohau	--	--	--	--	--	--	--	--	--
Kaanapali	8	15	-46.7% ▼	\$592,500	\$615,000	-3.7% ▼	\$5,735,000	\$9,591,007	-40.2% ▼
Kapalua	8	9	-11.1% ▼	\$1,245,000	\$850,000	46.5% ▲	\$13,099,500	\$7,850,000	66.9% ▲
Lahaina	2	--	--	\$862,500	--	--	\$1,725,000	--	--
Napili/Kahana/Honokowai	--	1	-100.0% ▼	--	\$507,275	--	--	\$507,275	-100.0% ▼
Olowalu	1	2	-50.0% ▼	\$1,248,000	\$2,275,000	-45.1% ▼	\$1,248,000	\$4,550,000	-72.6% ▼
<b>LANAI &amp; MOLOKAI</b>									
Lanai	--	--	--	--	--	--	--	--	--
Molokai	5	3	66.7% ▲	\$159,000	\$85,000	87.1% ▲	\$968,000	\$350,000	176.6% ▲

### TOTAL UNIT & VOLUME SALES

#### By Region



\*All information taken from Realtors Association of Maui. MLS Sales Data information shown herein, while not guaranteed, is derived from sources deemed reliable. Old Republic Title is providing this information as a free customer service and makes no warranties or representations as to its accuracy.

